

EN REAR BUMPER KIT INSTALLATION MANUAL

DE MONTAGEEINLEITUNG FÜR STOBFÄNGER-KIT

FR INSTRUCTIONS D'INSTALLATION DU PARE-CHOC ARRIÈRE

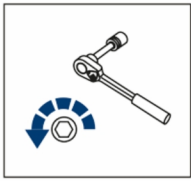


**For: Kymco MXU 700i (2019- )**

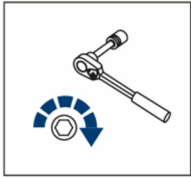
2444.7512.1

444.7512.1





EN Regular fasteners  
DE Originale montageile  
FR Visserie d'origine




EN Regular fasteners  
DE Originale montageile  
FR Visserie d'origine




EN Screw a several turns  
DE Für wenigen Umdrehungen befestigen  
FR Visser quelques filets



EN Loosen bolts  
DE Bolzen lockern  
FR Desserrer la boulonnerie



EN Movement Arrow  
DE Bewegungsrichtung  
FR Flèche de direction

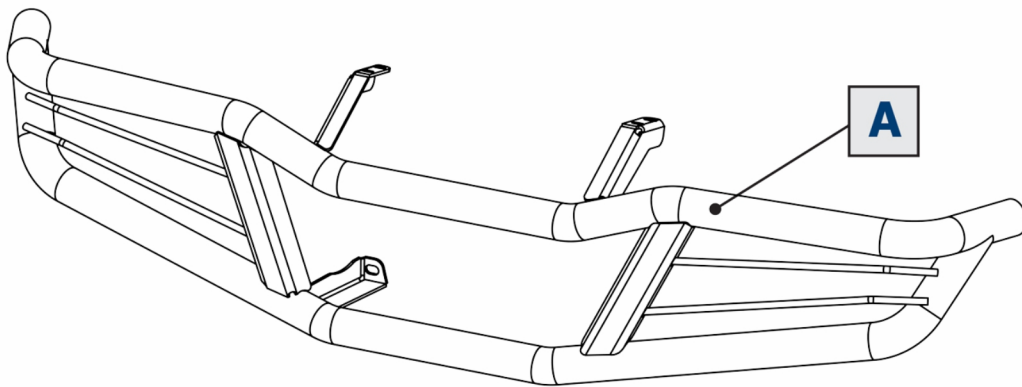



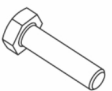



EN Location/Position Arrow  
DE Amordnung/Positionsrichtung  
FR Flèche de position, d'emplacement



EN Screw Arrow  
DE Drehungsrichtung  
FR Fleche de serrage

 <p>EN Ratchet DE Ratsche FR Cliquet</p>	 <p>S - 10; S - 13</p>	 <p>HEX S - 4</p>
---	---	---



<p><b>1</b></p>  <p>M6x30 x4</p>	<p><b>2</b></p>  <p>M8x25 x2</p>	<p><b>3</b></p>  <p>Ø6 x8</p>	<p><b>4</b></p>  <p>Ø8 x2</p>	<p><b>5</b></p>  <p>M6 x4</p>
---	---	--	--	--

