

EN **SKID PLATE INSTALLATION MANUAL**

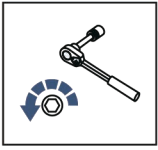
DE **MONTAGEEINLEITUNG FÜR UNTERBODENSCHUTZSYSTEM**



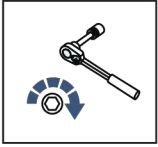
For: Polaris Ranger 570 (2017-)

2444.7440.1-4

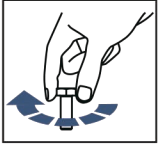




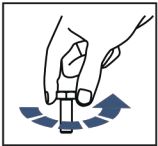
EN Regular fasteners
DE Normale Befestigung




EN Regular fasteners
DE Normale Befestigung




EN Screw a several turns
DE Mit wenigen Umdrehungen befestigen



EN Loosen bolts
DE Bolzen lockern






EN Movement Arrow
DE Bewegungsrichtung

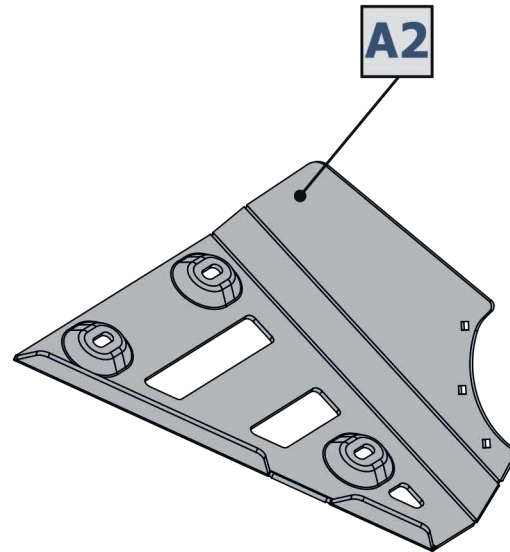
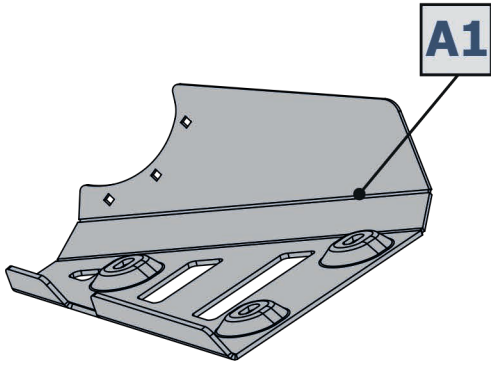


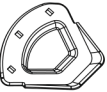
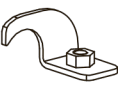
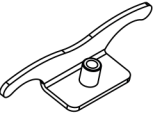
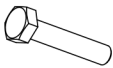





EN Location / Position Arrow
DE Anordnung / Positionsrichtung



EN Screw Arrow
DE Drehrichtung

| | | |
|--|---|--|
|  <p>EN Ratchet DE Ratsche</p> |  <p>S - 10; S - 13</p> |  <p>EN Office Knife DE Büromesser</p> |
|--|---|--|



| | | | | | |
|--|--|--|---|---|--|
| <p>1</p>  <p>x2</p> | <p>2</p>  <p>x4</p> | <p>3</p>  <p>x2</p> | <p>4</p>  <p>M8x25 x6</p> | <p>5</p>  <p>M6x16 x6</p> | <p>6</p>  <p>M6 x6</p> |
| <p>7</p>  <p>Ø6 x6</p> | <p>8</p>  <p>Ø6 x6</p> | <p>9</p>  <p>Ø8 x6</p> | | | |

