

EN SIDE STEP PROTECTION INSTALLATION MANUAL

DE MONTAGEEINLEITUNG FÜR SEITENSTUFENSCHUTZ

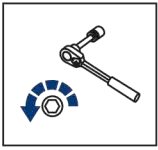
RU ИНСТРУКЦИЯ ПО УСТАНОВКЕ
КОМПЛЕКТА ЗАЩИТЫ ПОРОГОВ



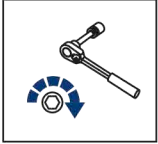
For: BRP Can-Am Defender/Traxter (2016-)

2444.7296.1

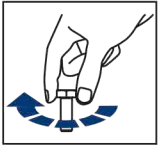




EN Regular fasteners
DE Originale montageteile
RU Штатный крепеж




EN Regular fasteners
DE Originale montageteile
RU Штатный крепеж



EN Screw a several turns
DE Für wenigen Umdrehungen befestigen
RU Вкрутить на несколько оборотов



EN Loosen bolts
DE Bolzen lockern
RU Выкрутить на несколько оборотов






EN Movement Arrow
DE Bewegungsrichtung
RU Движение

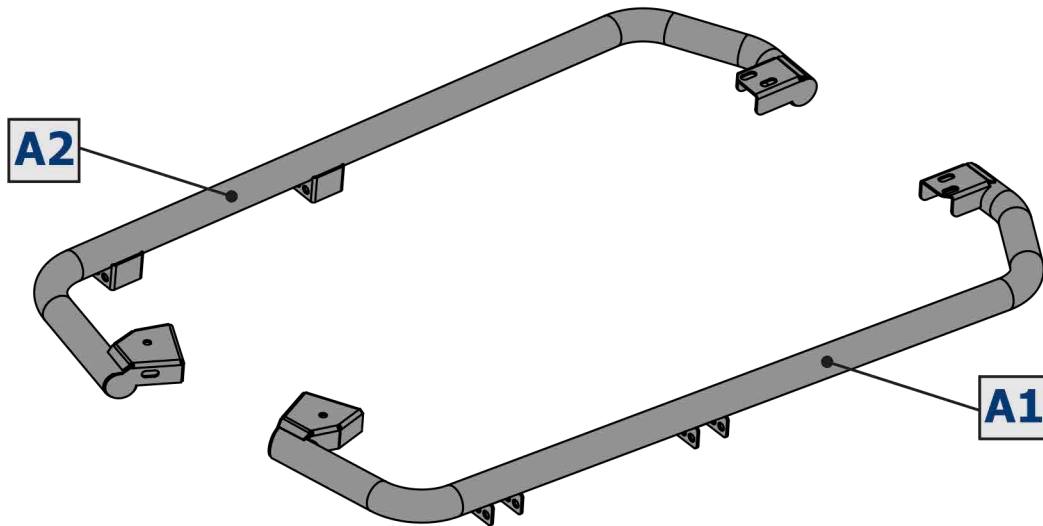


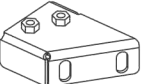
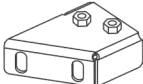
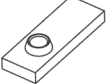
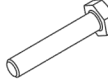




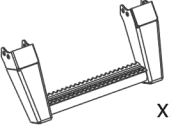
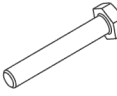

EN Location/Position Arrow
DE Anordnung/Positionsrichtung
RU Расположение



EN Screw Arrow
DE Drehungsrichtung
RU Поворот

| | | | | | |
|---|---|---|--------|---|--------------|
|  | EN Ratchet DE Ratsche RU Трещётка |  | S - 13 |  | HEX S - 5 |
|---|---|---|--------|---|--------------|



| | | | | | |
|--|---|---|---|--|--|
| 1  x1 | 2  x1 | 3  M8 x8 | 4  M8x70 x4 | 5  M8x20 x4 | 6  M8x20 x4 |
| 7  ø8 x28 | 8  ø8 x4 | 9  x2 | 10  M8x80 x8 | 11  M8 x8 | |

