

EN SKID PLATE INSTALLATION MANUAL

DE MONTAGEEINLEITUNG FÜR UNTERBODENSCHUTZSYSTEM

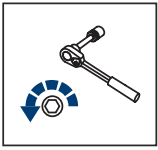


For: BRP Defender/Traxter (2016-)

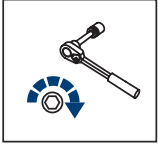
2444.7289.1

444.7289.1

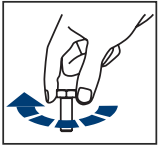




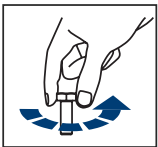
EN Regular fasteners
DE Originale montageile




EN Regular fasteners
DE Originale montageile



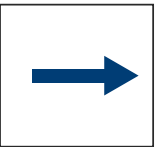
EN Screw a several turns
DE Für wenigen Umdrehungen befestigen



EN Loosen bolts
DE Bolzen lockern



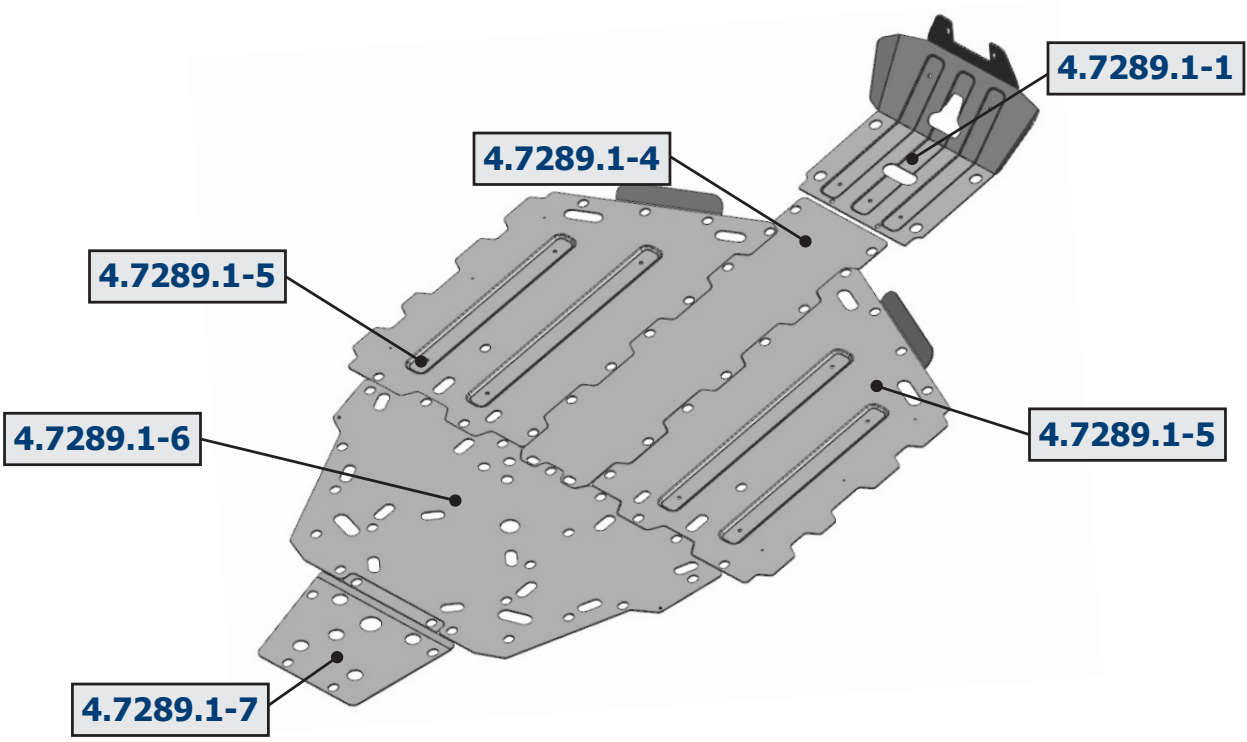
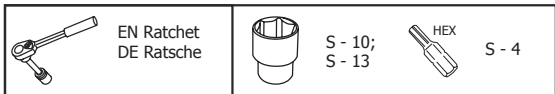
EN Movement Arrow
DE Bewegungsrichtung



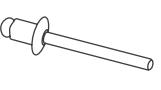
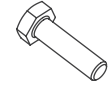
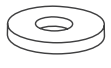




EN Location/Position Arrow
DE Anordnung/Positionsrichtung



EN Screw Arrow
DE Drehungsrichtung



1  M8 x2	2  M8 x2	3  4.8x19 x55	4  M8x25 x4	5  Ø5 x55	6  Ø6 x55
7  Ø8 x4					

