

EN **SKID PLATE INSTALLATION MANUAL**

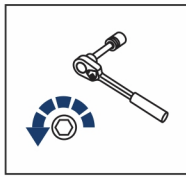
DE **MONTAGEEINLEITUNG FÜR UNTERBODENSCHUTZSYSTEM**



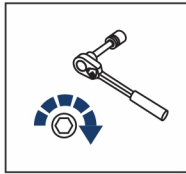
**For: OUTLANDER G2 (STANDARD/ MAX/ XMR) (2017-)**

24.7277.1-4

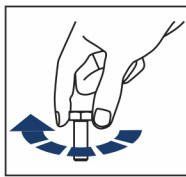




EN Regular fasteners  
DE Schraube herausdrehen



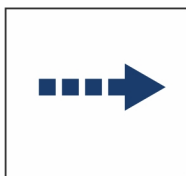
EN Regular fasteners  
DE Schraube eindrehen und festziehen



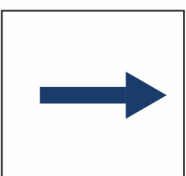
EN Screw a several turns  
DE Schraube wenige Umdrehungen eindrehen



EN Loosen bolts  
DE Schraube wenige Umdrehungen lösen



EN Movement Arrow  
DE Bewegungsrichtung

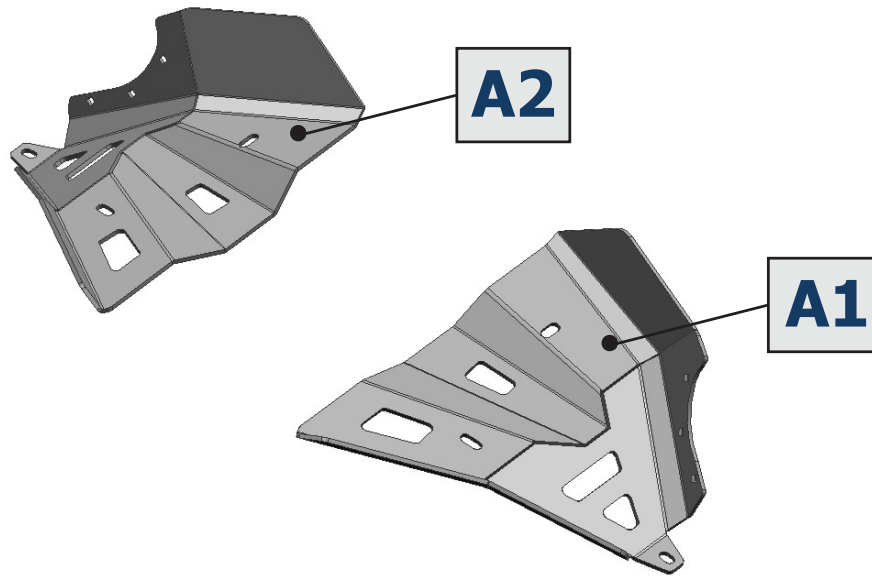



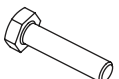








EN Location/Position Arrow  
DE Blickrichtung / Postionsrichtung



EN Screw Arrow  
DE Drehrichtung

	EN Ratchet DE Ratsche		S - 10; S - 13		HEX S - 4;
---	--------------------------	---	-------------------	---	---------------



<b>1</b>  M6x16 x6	<b>2</b>  M8x35 x2	<b>3</b>  M8x20 x4	<b>4</b>  M6 x6	<b>5</b>  M8 x6	<b>6</b>  Ø6 x6
<b>7</b>  Ø6 x6	<b>8</b>  Ø8 x6	<b>9</b>  Ø8 x6	<b>10</b>  x2		

**SCREW FORCE:**  
M6 - 10 Nm; M8 - 30 Nm

