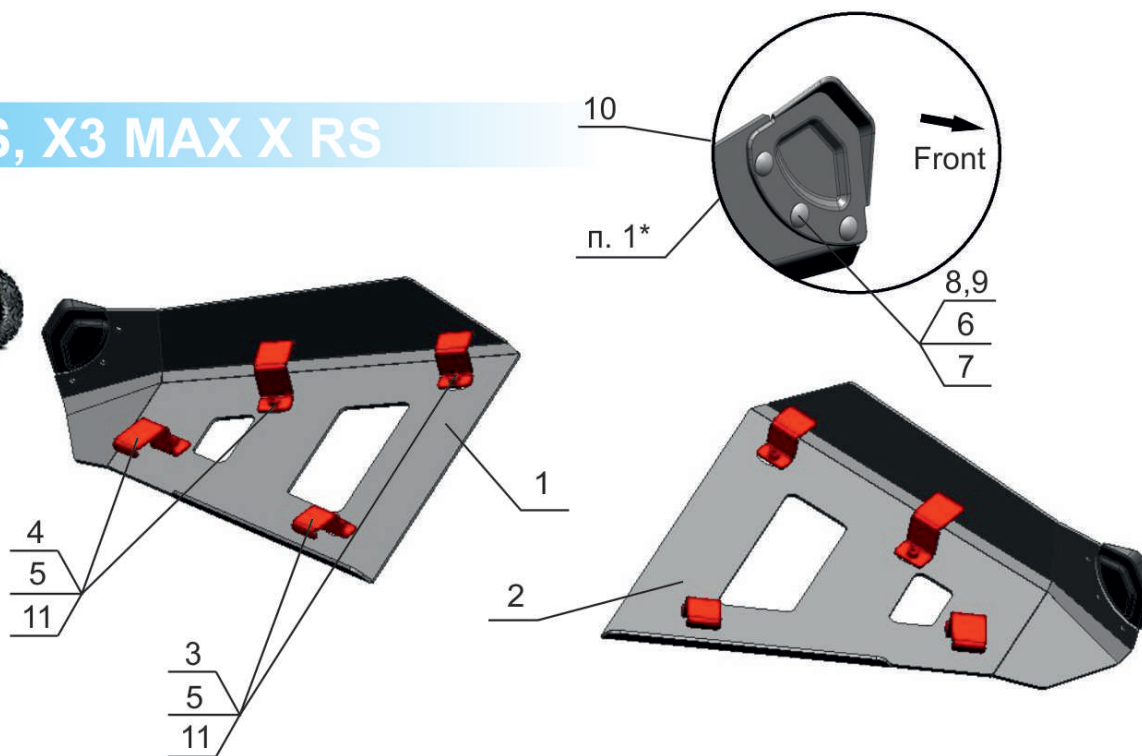


BRP Can-Am / Maverick X3 X RS, X3 MAX X RS

No.: 2444.7254.1 Front arm guards
Brend: BRP Can-Am
Model: Maverick X3 X RS, X3 MAX X RS
Year: 2017-
Material: Al - 4 mm

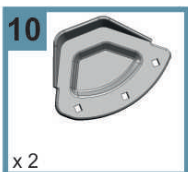
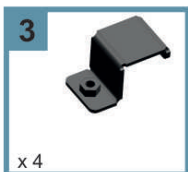
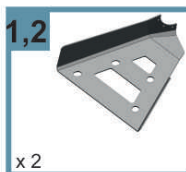


Content

- | | |
|-----------------------------|-------|
| 1. Left arm guards..... | 1 pc. |
| 2. Right arm guards..... | 1 pc. |
| 3. Bracket..... | 4 pc. |
| 4. Bracket..... | 4 pc. |
| 5. Bolt M8x25..... | 8 pc. |
| 6. Bolt M6x16..... | 6 pc. |
| 7. Nut M6..... | 6 pc. |
| 8. Washer 6..... | 6 pc. |
| 9. Spring washer 6..... | 6 pc. |
| 10. CV joint guards..... | 2 pc. |
| 11. Countersunk washer..... | 8 pc. |

Installation Instructions

1. Fix CV joint guards no.10 to arm guards no.1, no.2 using bolts no.6, washers no.8, no.9 and nuts no.7. Fix front arm guards no.1, no.2 to brackets no.3, no.4 using bolts no.5 and washers no.11.
2. Tighten all screws.



Bolt M8x25 - 8 pc.
 Bolt M6x16 - 6 pc.
 Nut M6 - 6 pc.
 Washer 6 - 6 pc.
 Spring washer 6 - 6 pc.
 Countersunk washer 8 - 8 pc.

TOOLS REQUIRED



TOOLS REQUIRED

