

EN SKID PLATE INSTALLATION MANUAL

DE MONTAGEEINLEITUNG FÜR UNTERBODENSCHUTZSYSTEM

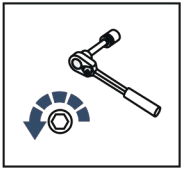


**For: Yamaha Wolverine X2 (2019-2022)**

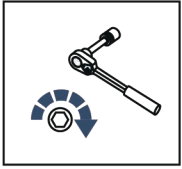
2444.7174.1



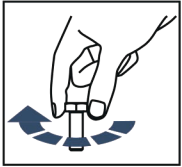
[WWW.RIVAL4X4.COM](http://WWW.RIVAL4X4.COM)



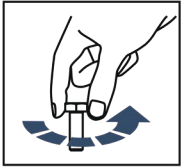
EN Regular fasteners  
DE Originale montageteile



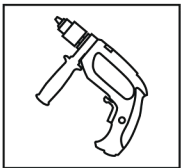
EN Regular fasteners  
DE Originale montageteile



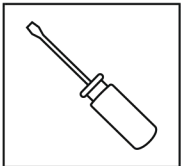
EN Screw a several turns  
DE Für wenigen Umdrehungen befestigen



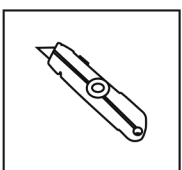
EN Loosen bolts  
DE Bolzen lockern




EN Drill  
DE Bohrer



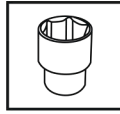
EN Screwdriver  
DE Schraubenzieher



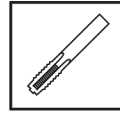
EN Office Knife  
DE Büromesser



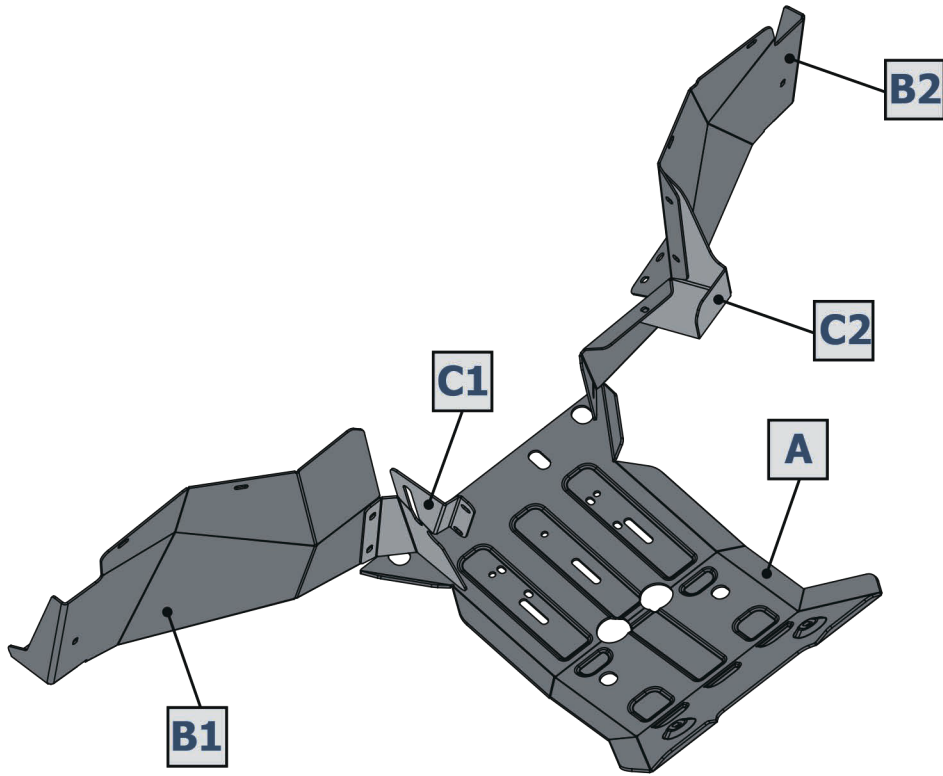
EN Ratchet  
DE Ratsche



S - 10;  
S - 13



M6



<b>1</b> M8 x3	<b>2</b> x1	<b>3</b> x2	<b>4</b> M5x30 x2	<b>5</b> M6x25 x2	<b>6</b> M6x20 x11
<b>7</b> M6x25 x4	<b>8</b> M6x16 x2	<b>9</b> M8x25 x2	<b>10</b> Ø6 x24	<b>11</b> M6 x9	<b>12</b> Ø8 x2
<b>13</b> Ø5 x4	<b>14</b> Ø6 x2	<b>15</b> Ø8 x2	<b>16</b> M5 x2		

