

EN SKID PLATE INSTALLATION MANUAL

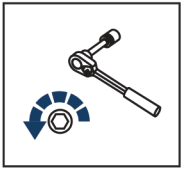
DE MONTAGEEINLEITUNG FÜR UNTERBODENSCHUTZSYSTEM



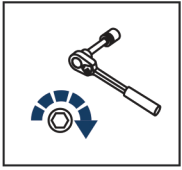
For: Yamaha Wolverine X2/ X4 (2019-)

2444.7164.1





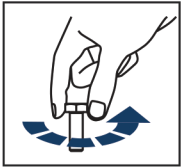
EN Regular fasteners
DE Originale montageteile



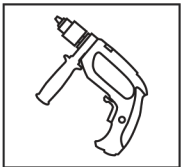
EN Regular fasteners
DE Originale montageteile



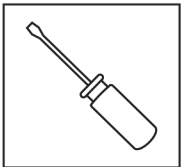
EN Screw a several turns
DE Für wenigen Umdrehungen befestigen




EN Loosen bolts
DE Bolzen lockern




EN Drill
DE Bohrer



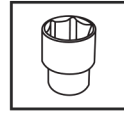
EN Screwdriver
DE Schraubenzieher



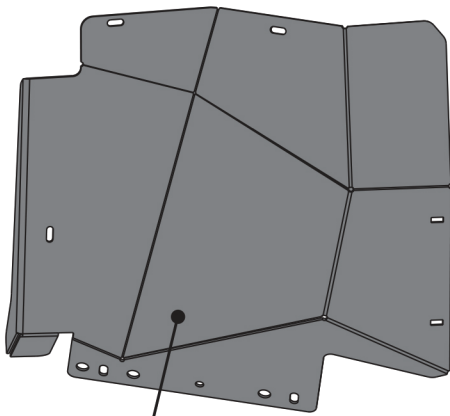
EN Office Knife
DE Büromesser



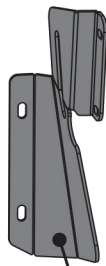
EN Ratchet
DE Ratsche




S - 10;
S - 13



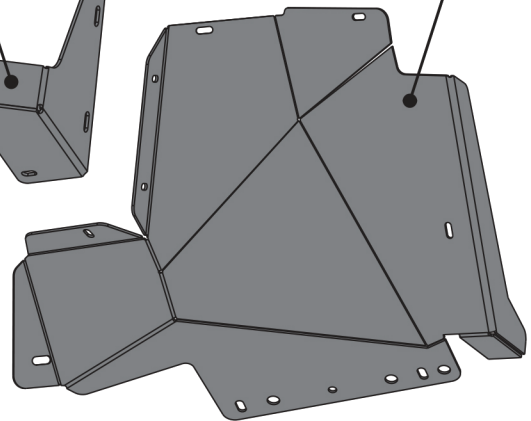
A1












B1



B2



A2

1  M8 x1	2  x1	3  Ø6 x22	4  M6 x9	5  Ø8 x2	6  M6x20 x9
7  M6x25 x4	8  M6x16 x2	9  M8x25 x2			

