

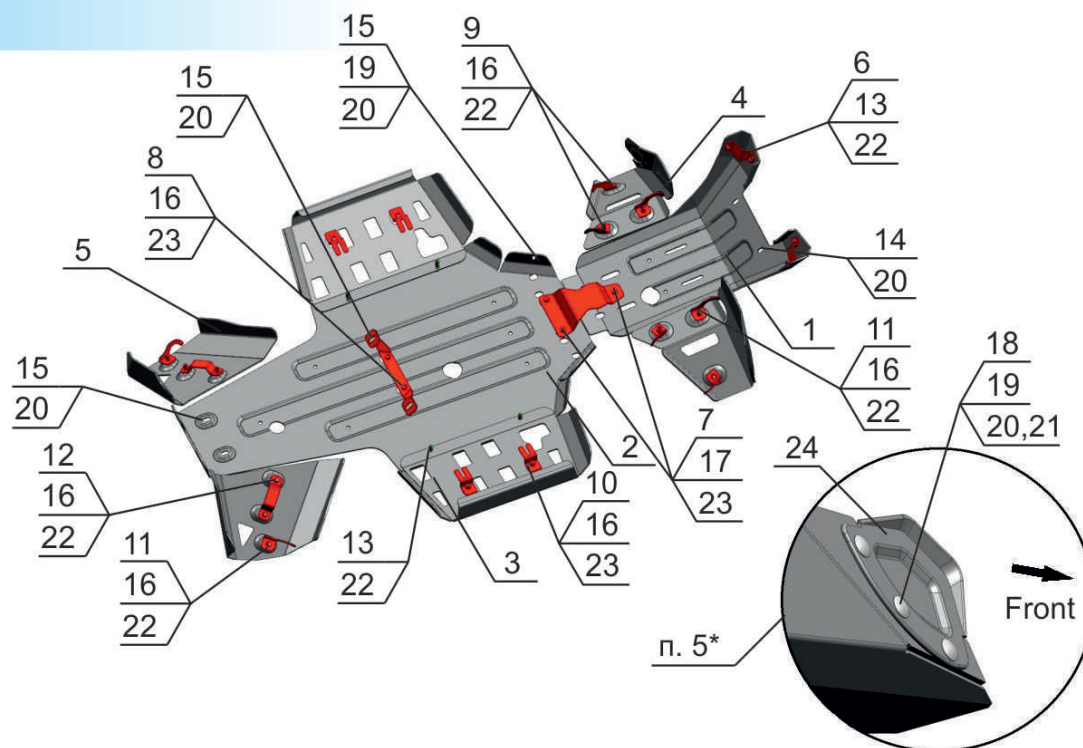
Yamaha / Kodiak 700

No: 2444.7132.1
Brend: Yamaha
Model: Kodiak 700
Year: 2015-
Material: Al - 4 mm



Content

1. Plate 1.....	1 pc	14. Screw M6x20.....	2 pc
2. Plate 2.....	1 pc	15. Bolt M6x20.....	6 pc
3. Side steps	2 pc	16. Bolt M8x25.....	18 pc
4. Front CV guards.....	2 pc	17. Bolt M8x35.....	3 pc
5. Rear CV guards.....	2 pc	18. Blind head bolt.....	6 pc
6. Bracket.....	2 pc	19. Nut M6.....	8 pc
7. Bracket.....	1 pc	20. Washer 6.....	16 pc
8. Bracket.....	1 pc	21. Spring washer 6.....	6 pc
9. Bracket.....	4 pc	22. Washer 8.....	22 pc
10. Bracket.....	4 pc	23. Countersunk washer 8.....	9 pc
11. Bracket.....	4 pc	24. CV joint protection.....	2 pc
12. Bracket.....	2 pc		
13. Screw M8x25.....	8 pc		



Installation Instructions

1. Remove factory guards.
2. Mount plate 1 to original threaded apertures of the frame with screws no. 14 and washers no. 20, and to brackets no. 6, 7 with bolts no. 17, screws no. 13 and washers no. 22, 23.
3. Fix bracket no. 8 to original threaded apertures of the frame with bolts no. 15 and washers no. 20. Fix front and middle parts of plate 2 to brackets no. 7, 8 with bolts no. 16, 17 and washers no. 23. Mount rear end of plate 2 to original threaded apertures of the frame with bolts no. 15 and washers no. 20.
4. Screw 8 fitting bolts out of steps. Place brackets no. 10 on the frame of steps, then fix with original bolts.

5. Place plates 3 under plate 2 and fix them with screws no. 13 and washers no. 22. Fix plates 3 to mounted brackets no. 10 with bolts no. 16 and washers no. 23. Mount plastic cover to front end of plate 2 with bolts no. 15, washers no. 20 and nuts no. 19.
6. Mount CV joint protection no. 24 to plates 4 with bolts no. 18, washers no. 20, 21 and nuts no. 19. Mount front CV guards 4 to brackets no. 9, 11 with bolts no. 16 and washers no. 22.
7. Mount rear CV guards to brackets no. 11, 12 with bolts no. 16 and washers no. 22.
7. Tighten all screws.

TOOLS REQUIRED



S-10, S-13

S-4, S-5

SCREW FORCE



M6-10 Nm

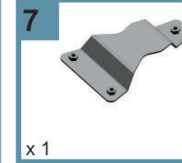


M8-30 Nm



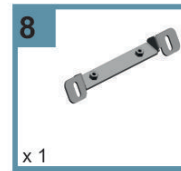
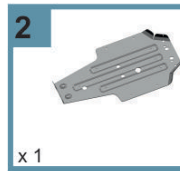
M10-50 Nm

FRONT REDUCER GUARD




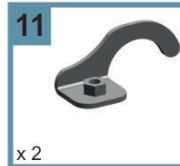

Screw M6x20 - 2 pc
Screw M8x25 - 4 pc
Bolt M8x35 - 1 pc
Washer 8 - 4 pc
Countersunk washer 8 - 1 pc
Washer 6 - 2 pc

ENGINE BLOCK GUARD



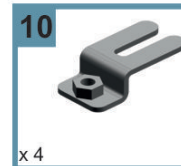
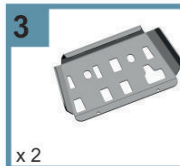
Bolt M6x20 - 6 pc
Bolt M8x25 - 2 pc
Bolt M8x35 - 2 pc
Nut M6 - 2 pc
Washer 6 - 8 pc
Countersunk washer 8 - 4 pc

FRONT ARM GUARDS



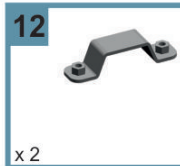
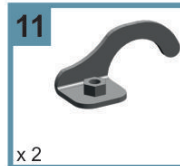
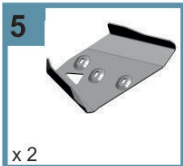
Bolt M8x25 - 6 pc
Washer 8 - 6 pc
Spring washer 6 - 6 pc
Washer 6 - 6 pc
Blind head bolt - 6 pc
Nut M6 - 6 pc

BACK REDUCER GUARD



Bolt M8x25 - 4 pc
Screw M8x25 - 4 pc
Countersunk washer 8 - 4 pc
Washer 8 - 4 pc

REAR ARM GUARDS



Bolt M8x25 - 6 pc
Washer 8 - 6 pc