

EN **SKID PLATE INSTALLATION MANUAL**

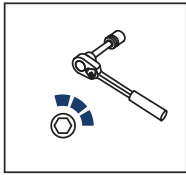
DE **MONTAGEEINLEITUNG FÜR UNTERBODENSCHUTZSYSTEM**



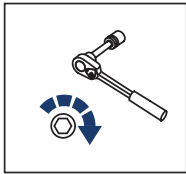
**For: Yamaha Grizzly 700 (2015- )**

2444.7124.1-5

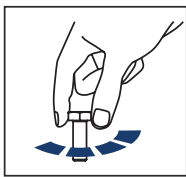




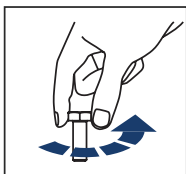
EN Regular fasteners  
DE Schraube herausdrehen



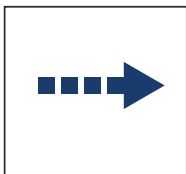
EN Regular fasteners  
DE Schraube eindrehen und festziehen



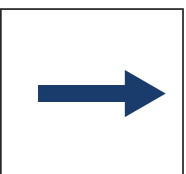
EN Screw a several turns  
DE Schraube wenige Umdrehungen eindrehen



EN Loosen bolts  
DE Schraube wenige Umdrehungen lösen






EN Movement Arrow  
DE Bewegungsrichtung

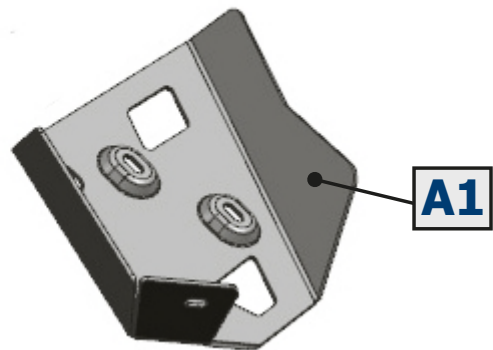
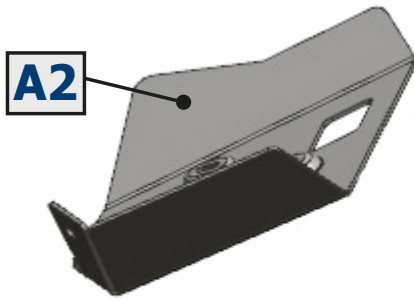


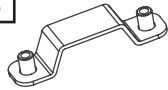

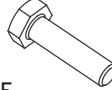
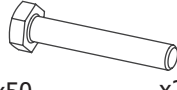




EN Location/Position Arrow  
DE Blickrichtung / Postionsrichtung



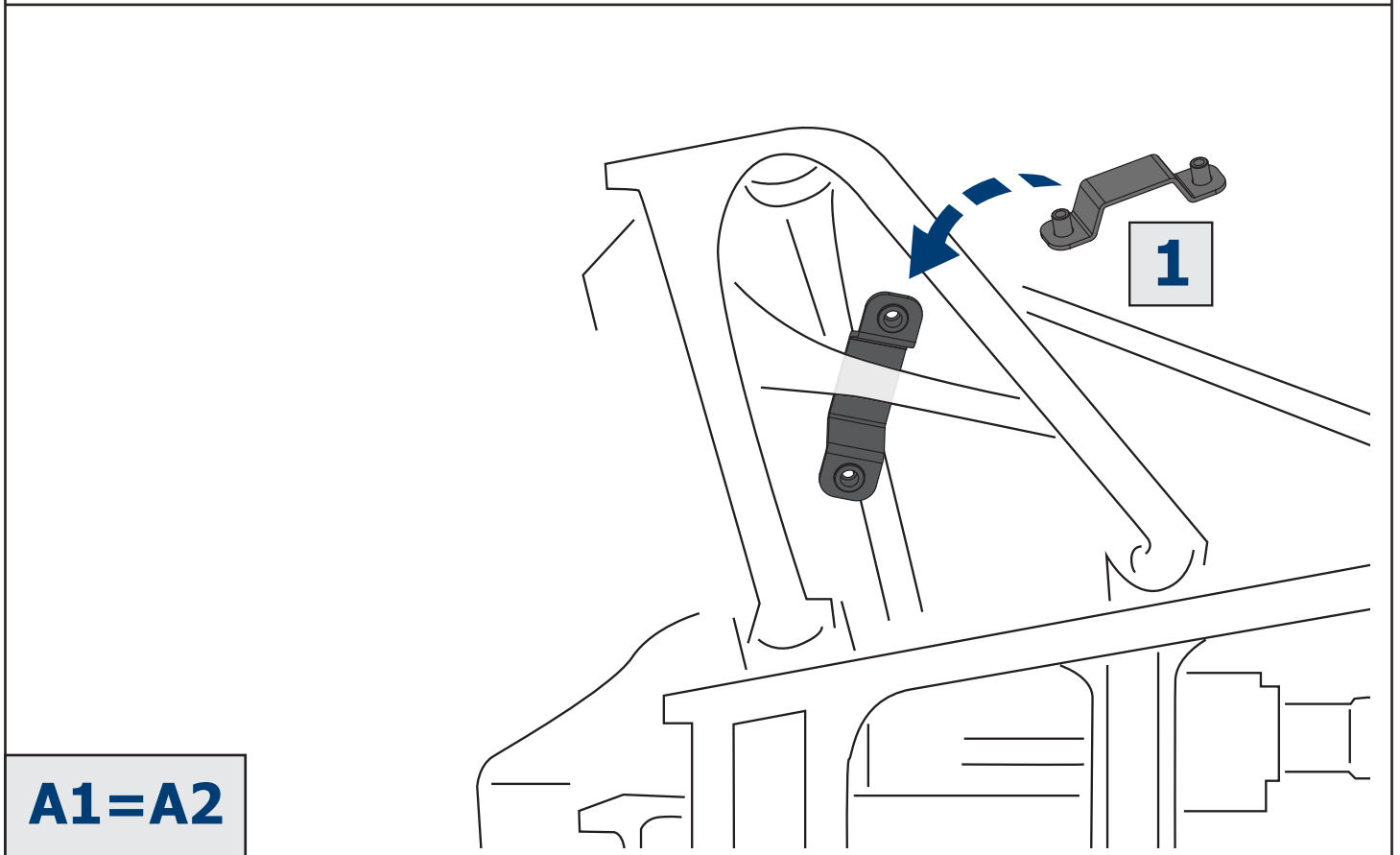
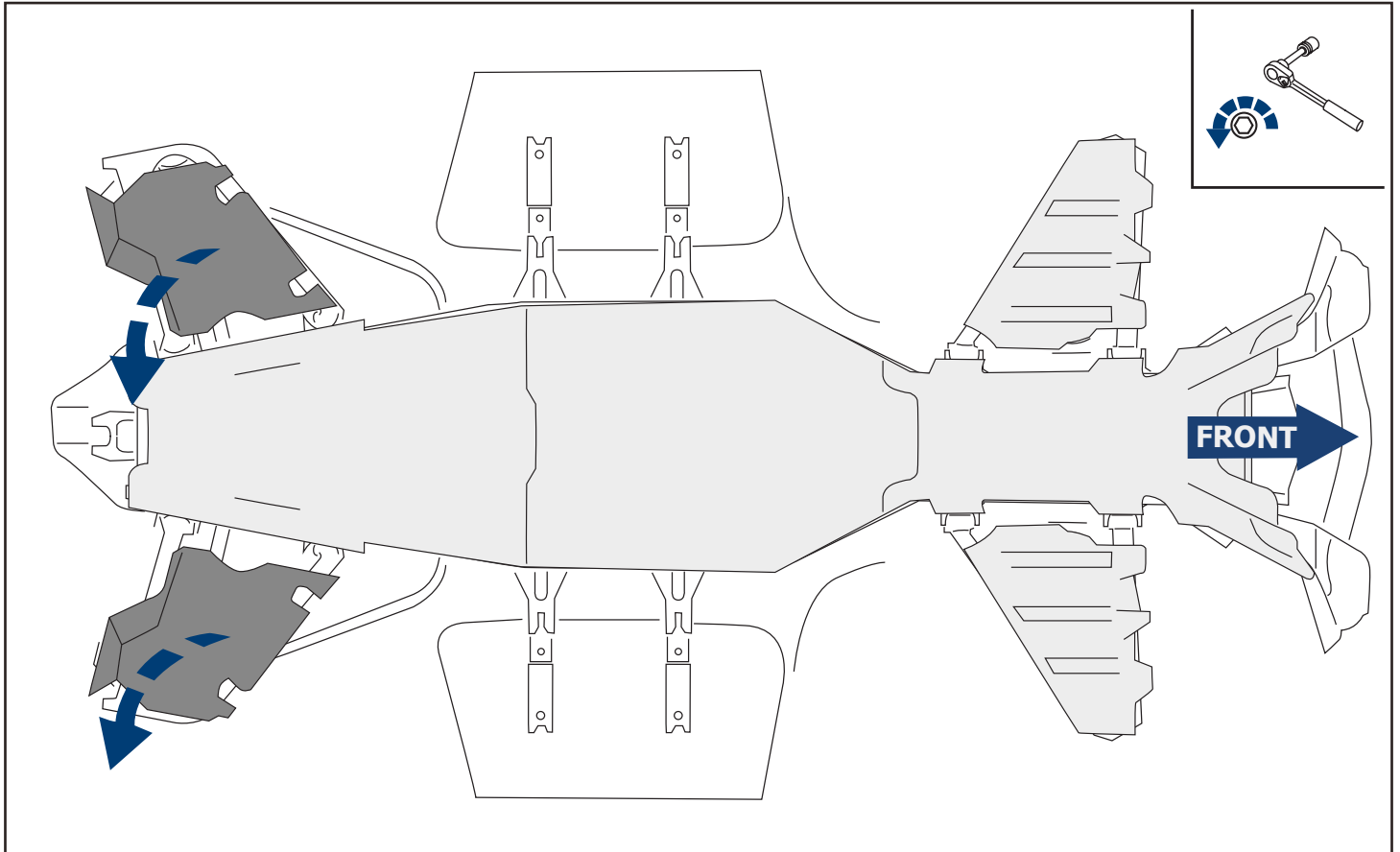
EN Screw Arrow  
DE Drehrichtung

 <p>EN Ratchet DE Ratsche</p>	 <p>S - 10; S - 13</p>	 <p>EN Office Knife DE Büromesser</p>
--	---	--



<p><b>1</b></p>  <p>x2</p>	<p><b>2</b></p>  <p>M6x20 x2</p>	<p><b>3</b></p>  <p>M8x25 x4</p>	<p><b>4</b></p>  <p>M8x50 x2</p>	<p><b>5</b></p>  <p>M8 x2</p>	<p><b>6</b></p>  <p>Ø6 x2</p>
<p><b>7</b></p>  <p>Ø8 x6</p>	<p><b>8</b></p>  <p>Ø8 x2</p>				

**SCREW FORCE:**  
M6 - 10 Nm; M8 - 30 Nm



**A1=A2**

