

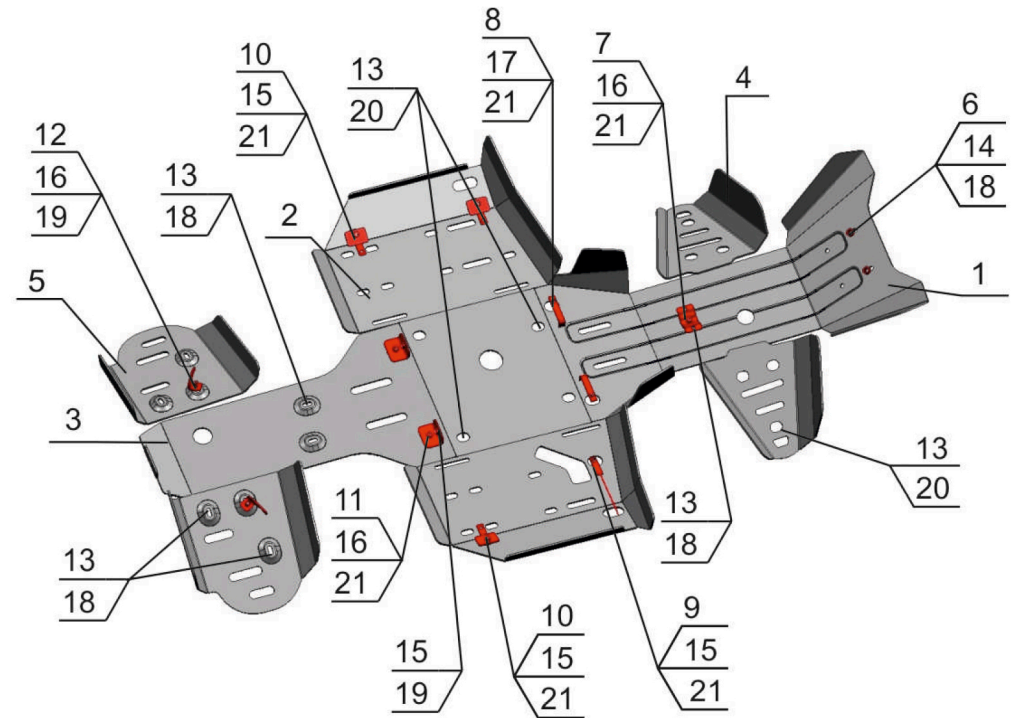
Kawasaki / KVF 750 BruteForce

No.: 2444.6903.3
Brend: Kawasaki
Model: KVF 750 BruteForce
Year: 2012-
Material: Al - 4 mm



Content

1. Plate 1.....	1 pc	14. Screw M6x35.....	2 pc
2. Plate 2.....	1 pc	15. Bolt M8x20.....	6 pc
3. Plate 3.....	1 pc	16. Bolt M8x25.....	5 pc
4. Front CV guards.....	2 pc	17. Bolt M8x50.....	2 pc
5. Rear CV guards.....	2 pc	18. Washer 6.....	10 pc
6. Spacer.....	2 pc	19. Washer 8.....	4 pc
7. Bracket.....	1 pc	20. Countersunk washer 6...	10 pc
8. Insert nut M8.....	2 pc	21. Countersunk washer 8...	9 pc
9. Insert nut Insert nut M8.....	1 pc		
10. Bracket.....	3 pc		
11. Bracket.....	2 pc		
12. Bracket.....	2 pc		
13. Bolt M6x20.....	18 pc		







Installation Instructions




1 – Put ATV on its side. Remove factory plastic guard.
 2 – Mount bracket no.7 to original threaded apertures with bolts no.13 and washers no.18. Fix front end of plate 1 to original threaded apertures with bolts no.14 and washers no.18 via spacers no.6. Fix rear end of plate 1 to brackets no.7 and insert nuts no.8 with bolts no.16,17 and washers no.21.
 3 – Mount brackets no. 11 to underframe as shown on the picture with bolts no. 15 and washers no.19. Loosen bolts fixing plastic side step guard to underframe. Place brackets no.10 from the sides of frame of side steps and screw original bolts in. Fix plate 2 to original threaded apertures, to brackets no. 10 and insert nut no. 9 with bolts no. 13, 15 and washers no. 20, 21.

4 – Fix front end of plate 3 to mounted bracket no.11 and to original threaded apertures with bolts no. 13, 16 and washers no. 18, 21. Fix rear end of plate 3 to underframe with original bolt.
 5 – Fix front CV guards to original threaded apertures with bolts no. 13 and washers no. 20.
 7 - Fix rear CV guards to original threaded apertures and to brackets no.12 with bolts no. 13, 16 and washers no. 18, 19.
 8 – Tighten all screws.

TOOLS REQUIRED

		 S-10, S-13	 S-4, S-5
---	---	---	---

SCREW FORCE

 M6-10 Nm	 M8-30 Nm	 M10-50 Nm
--	--	---




FRONT ARM GUARDS

4  x 2	Bolt M6x20 - 6 pc Countersunk washer 6 - 6 pc
---	--




REAR ARM GUARDS

5  x 2	12  x 2	Bolt M6x20 - 4 pc Bolt M8x25 - 2 pc Washer 6 - 4 pc Washer 8 - 2 pc
--	---	--

FRONT REDUCER GUARD

1  x 1	7  x 1	8  x 2	Bolt M6x20 - 2 pc Screw M6x35 - 2 pc Bolt M8x25 - 1 pc Bolt M8x50 - 2 pc Washer 6 - 4 pc Countersunk washer 8 - 3 pc Spacer - 2 pc
--	--	--	--

ENGINE BLOCK GUARD

2  x 1	9  x 1	10  x 3	Bolt M6x20 - 4 pc Bolt M8x20 - 4 pc Countersunk washer 8 - 4 pc Countersunk washer 6 - 4 pc
--	--	---	--

BACK REDUCER GUARD

3  x 1	11  x 2	Bolt M6x20 - 2 pc Bolt M8x20 - 2 pc Bolt M8x25 - 2 pc Washer 6 - 2 pc Washer 8 - 2 pc Countersunk washer 8 - 2 pc
---	--	--