

EN SKID PLATE INSTALLATION MANUAL

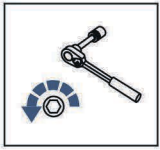
DE MONTAGEEINLEITUNG FÜR UNTERBODENSCHUTZSYSTEM



**For: CForce UForce 1000 EPS (2023-)**

2444.6891.2





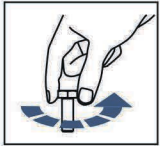
EN Regular fasteners  
DE Originale montageteile




EN Regular fasteners  
DE Originale montageteile




EN Screw a several turns  
DE Für wenigen Umdrehungen befestigen




EN Loosen bolts  
DE Bolzen lockern



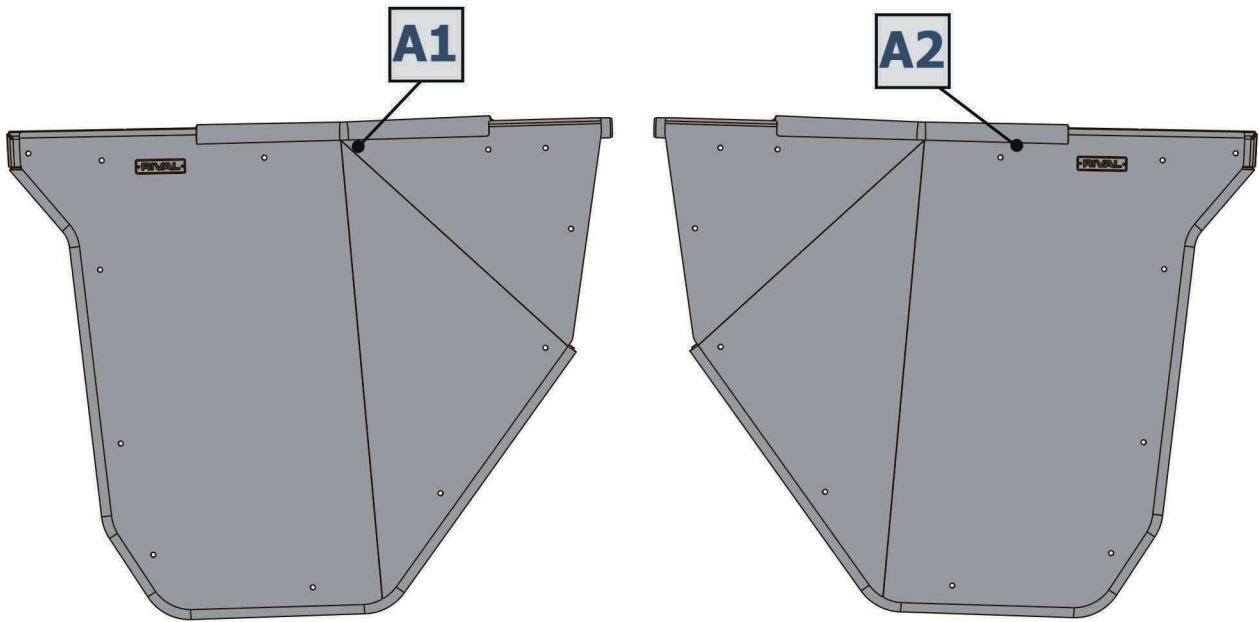
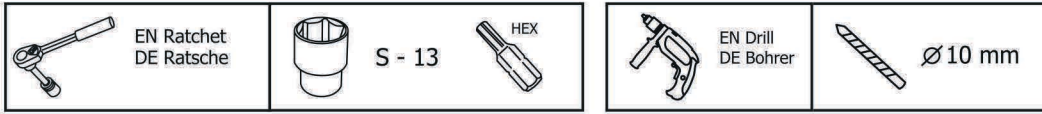
EN Movement Arrow  
DE Bewegungsrichtung

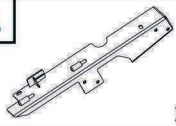
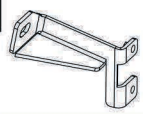
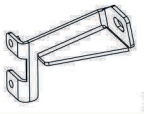
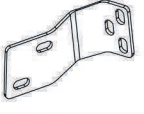
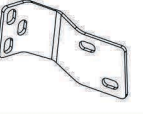
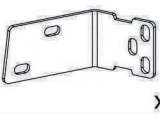
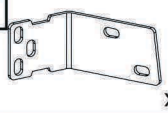
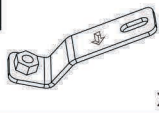
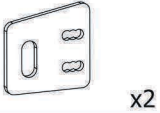
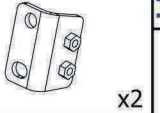
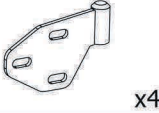
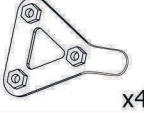
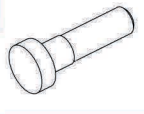

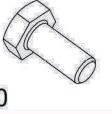
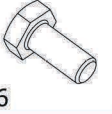




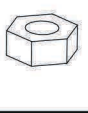

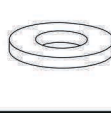





EN Location/Position Arrow  
DE Anordnung/Positionsrichtung



EN Screw Arrow  
DE Drehungsrichtung



<b>1</b>  x2	<b>2</b>  x1	<b>3</b>  x1	<b>4</b>  x1	<b>5</b>  x1	<b>6</b>  x1
<b>7</b>  x1	<b>8</b>  x2	<b>9</b>  x2	<b>10</b>  x2	<b>11</b>  x4	<b>12</b>  x4
<b>13</b>  x2	<b>14</b>  x2	<b>16</b>  M6x20 x12	<b>17</b>  M8x16 x12	<b>18</b>  M6x16 x4	<b>19</b>  M6x35 x2
<b>20</b>  M8x20 x14	<b>21</b>  Ø6 x6	<b>22</b>  Ø10 x4	<b>23</b>  Ø6 x20	<b>24</b>  Ø8 x32	<b>25</b>  Ø6 x4
<b>26</b>  x2	<b>27</b>  M6x20 x4				

