

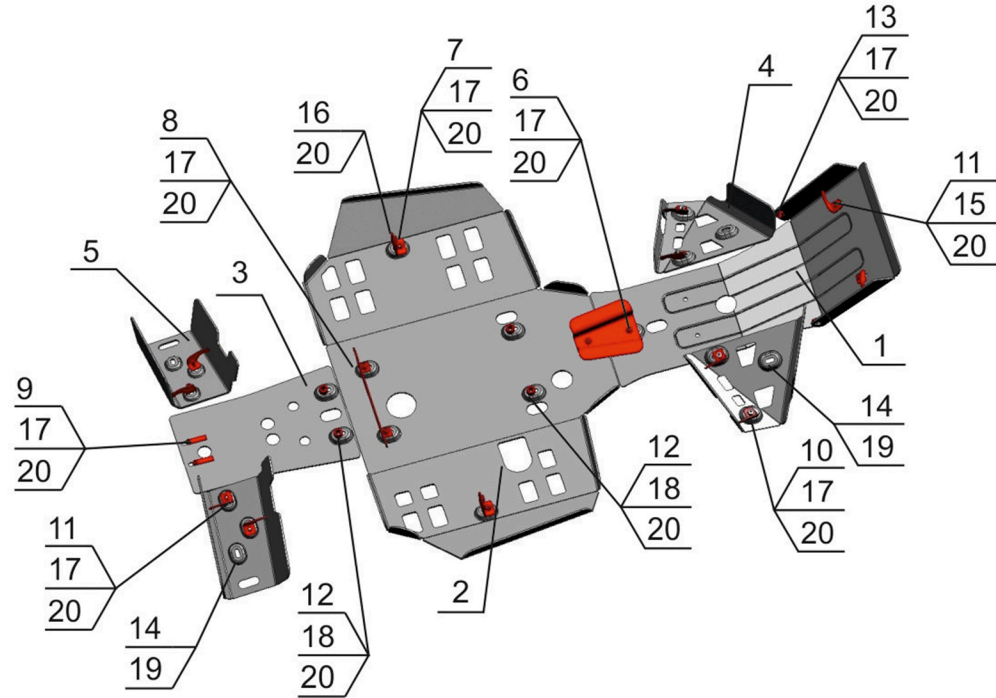
## Honda / Rincon TRX680FA

**No.:** 2444.2116.1  
**Brend:** Honda  
**Model:** Rincon TRX680FA  
**Year:** 2015-  
**Material:** Al - 4 MM



### Content

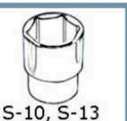
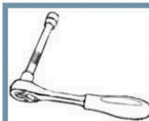
1. Plate 1.....	1 pc	14. Bolt M6x25.....	4 pc
2. Plate 2.....	1 pc	15. Screw M8x25.....	2 pc
3. Plate 3.....	1 pc	16. Bolt M8x12.....	2 pc
4. Front CV guards.....	2 pc	17. Bolt M8x25.....	18 pc
5. Rear CV guards.....	2 pc	18. Bolt M8x35.....	4 pc
6. Bracket.....	1 pc	19. Washer 6.....	4 pc
7. Bracket.....	2 pc	20. Washer 8.....	26 pc
8. Bracket.....	1 pc		
9. Insert nut M8.....	2 pc		
10. Bracket.....	4 pc		
11. Bracket.....	6 pc		
12. Spacer 10 mm.....	4 pc		
13. Spacer 6 mm.....	2 pc		



### Installation Instructions

1. Remove factory protection.
2. Fix plate 1 to original threaded apertures of underframe and to brackets no.6, 11 with screws no.15, bolts no.17 and washers no.20. Fix sides using spacers no.13.
3. Fix brackets no.7 with bolts no. 16 and washers no. 20. Fix plate 2 to brackets no. 6,7,8 with bolts no. 17 and washers no. 20. Fix middle part of plate 2 to original threaded apertures with bolts no. 18 and washers no. 20 through spacers no.12.
4. Fix front end of plate 3 to original threaded apertures with bolts no.18 and washers no. 20 through spacers no. 12. Fix rear end of plate 3 to insert nuts no.9 with bolts no. 17 and washers no. 20.
5. Fix front CV guards 4 to original threaded apertures and to brackets no.10 with bolts no. 14, 17 and washers no. 19, 20.
6. Fix rear CV guards 5 to original threaded apertures and to brackets no.11 with bolts no. 14, 17 and washers no. 19, 20.
7. Tighten all screws.

TOOLS REQUIRED



S-10, S-13

S-4, S-5

TOOLS REQUIRED



M6-10 Nm


M8-30 Nm

M10-50 Nm

FRONT ARM GUARDS



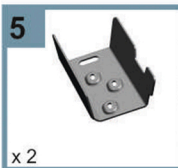
x 2



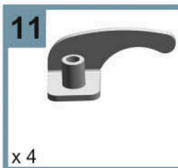
x 4

Bolt M8x25 - 4 pc  
Bolt M6x25 - 2 pc  
Washer 8 - 4 pc  
Washer 6 - 2 pc.

REAR ARM GUARDS



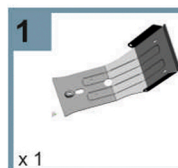
x 2




x 4

Bolt M8x25 - 4 pc  
Bolt M6x25 - 2 pc  
Washer 8 - 4 pc  
Washer 6 - 2 pc

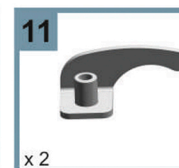
FRONT REDUCER GUARD



x 1



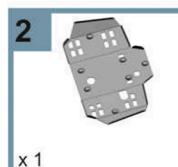
x 1



x 2

Screw M8x25 - 2 pc  
Bolt M8x25 - 3 pc  
Washer 8 - 5 pc  
Spacer 6 mm - 2 pc

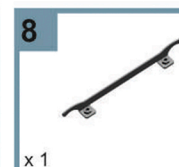
ENGINE BLOCK GUARD



x 1



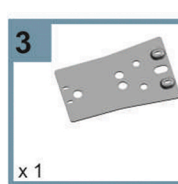
x 2



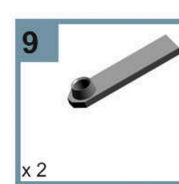
x 1

Bolt M8x12 - 2 pc  
Bolt M8x25 - 5 pc  
Bolt M8x35 - 2 pc  
Spacer 10 mm - 2 pc  
Washer 8 - 9 pc

BACK REDUCER GUARD



x 1



x 2

Bolt M8x25 - 2 pc  
Bolt M8x35 - 2 pc  
Spacer 10 mm - 2 pc  
Washer 8 - 4 pc